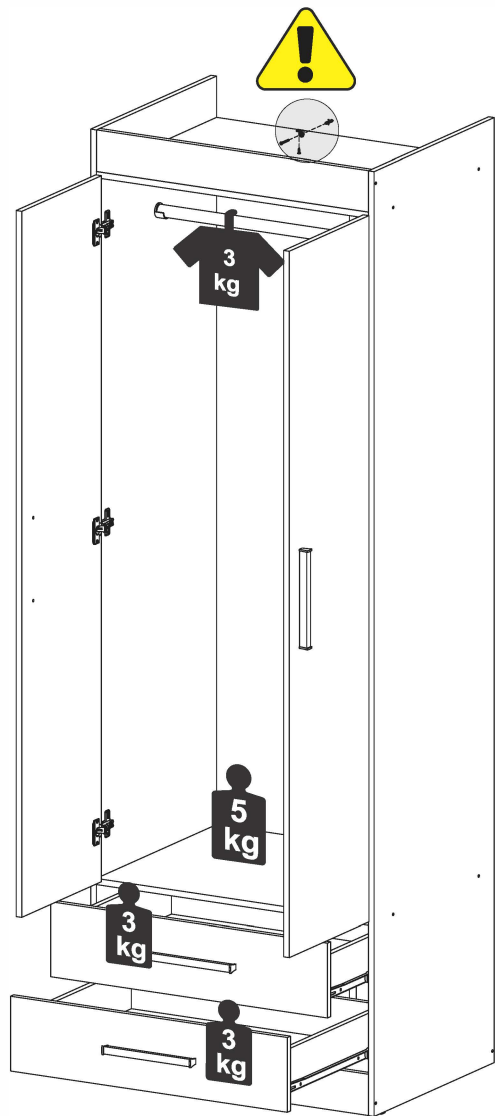


**Peso distribuido
de maneira
uniforme**

**Peso distribuido
de manera
uniforme**

**Distributed
weight so
uniform**



Sistema anti-tombamento

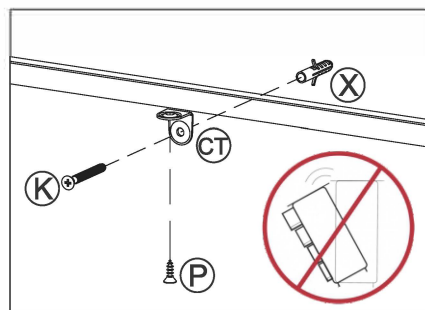
Fixar a cantoneira (CT) com o parafuso (P), no tampo. Após, encostar o aparador na parede e utilizar o parafuso (K), para furar o fundo e fixar na parede com a bucha plástica (X).

Sistema anti-inclinación

Fijar la esquina (CT) con el tornillo (P), en la tapa. Después de, colocar el aparador en la pared y utilizar el tornillo (K), para pegar el fondo y fijar en la pared con el casquillo plástico (X).

Anti-tipping system

Secure the angle bracket (CT) with the screw (P) on the top. Then lay the sideboard on the wall and use the screw (K) to drill the bottom and fix it to the wall with the plastic sleeve (X).



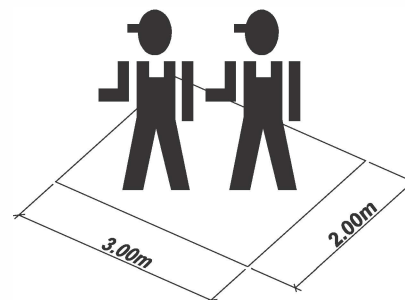
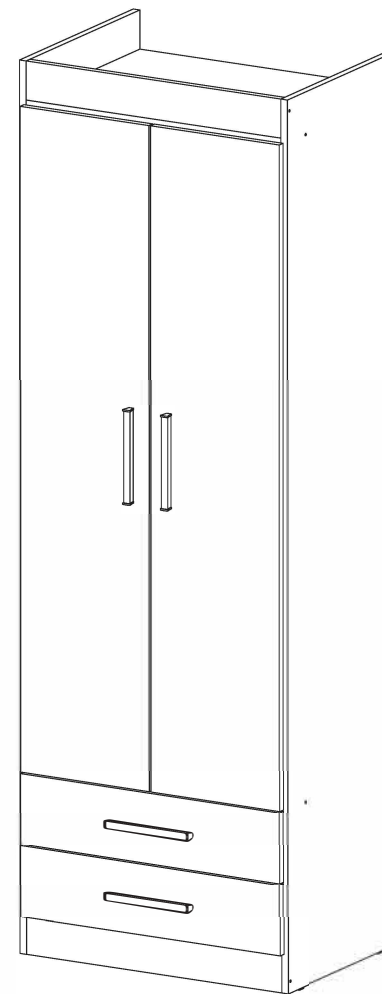
POR Esperar a cola secar para usar o móvel.

ESP Espere a que se seque el pegamento antes de utilizar los muebles.

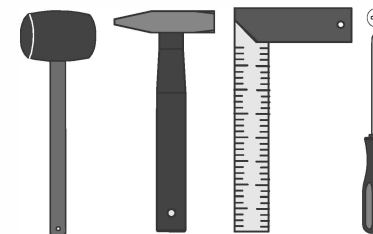
ENG Wait for the glue to dry before using the furniture.

INSTRUÇÕES DE MONTAGEM INSTRUCCIONES DE ARMADO ASSEMBLY INSTRUCTIONS

REF.: 3887



**FERRAMENTAS NECESSÁRIAS
HERRAMIENTAS NECESARIAS
TOOLS NECESSARY**



90 min



LISTA DE FERRAGENS / LISTA DE MATERIALES / HARDWARE LIST

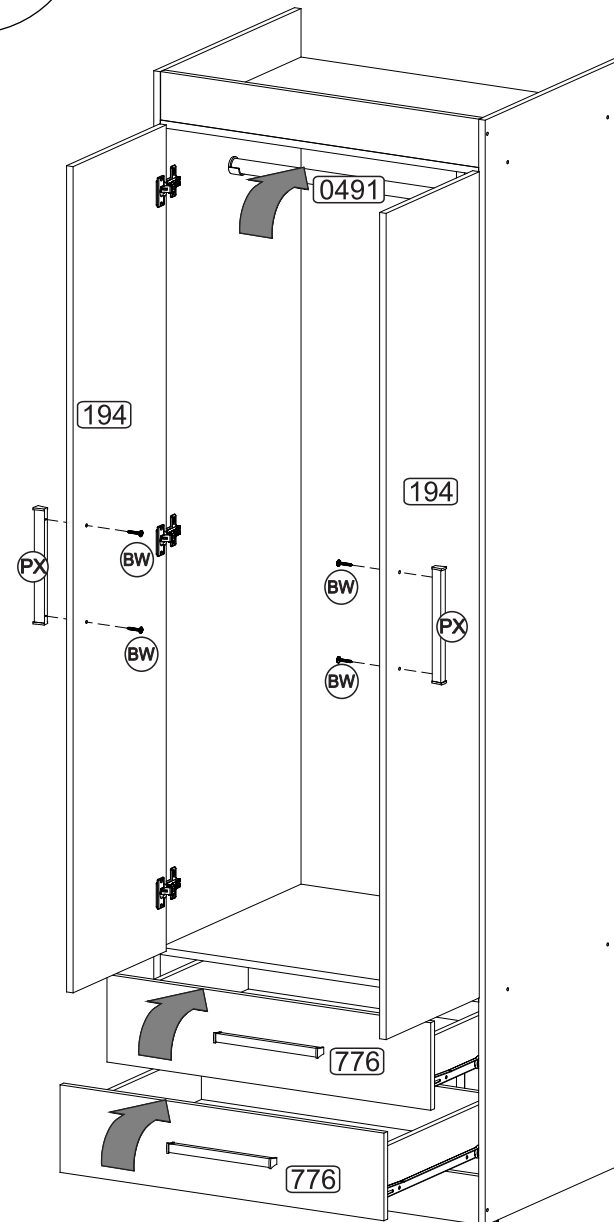
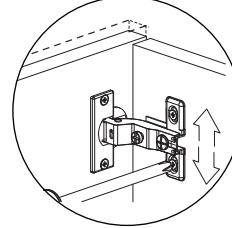
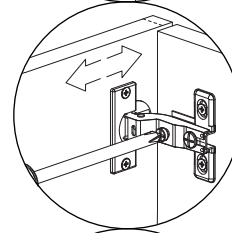
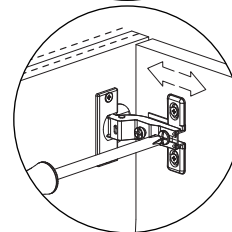
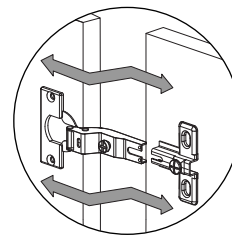
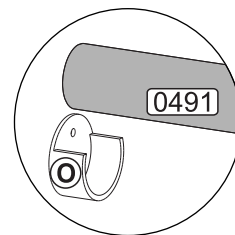
Utilizar a régua abaixo para medir as ferragens:

Utilizar la regla abajo para medir los herrajes: Use the ruler below to measure the hardware:




| | | | |
|----|--|----------------------|----|
| A | | Tampa Adesiva Papel | 14 |
| AA | | Dobradiça | 06 |
| AG | | Cavilha 6,0 x 30 | 04 |
| B | | Paraf. 4,5 x 50 | 14 |
| BX | | Bisnaga de cola 12gr | 01 |
| BW | | Paraf. 3,5 x 25 | 08 |
| CA | | 350 MM | 02 |
| D | | Paraf. 4,0 x 35 | 08 |
| E | | Paraf. 3,5 x 14 | 52 |
| EA | | Suporte de cabideiro | 02 |
| EF | | Sapata | 04 |
| F | | Paraf. 3,5 x 12 | 02 |
| H | | Cavilha 8,0 x 30 | 14 |
| N | | Paraf. Minifix | 04 |
| O | | Tambor Minifix | 04 |
| PX | | Puxador | 04 |
| R | | Tampa Tambor | 04 |
| Y | | Prego 10 x 10 | 50 |

Passo
Paso
Step
04



KIT ANTI-TOMBAMENTO/KIT ANTI-INCLINACIÓN/ANTI-TIPPING KIT

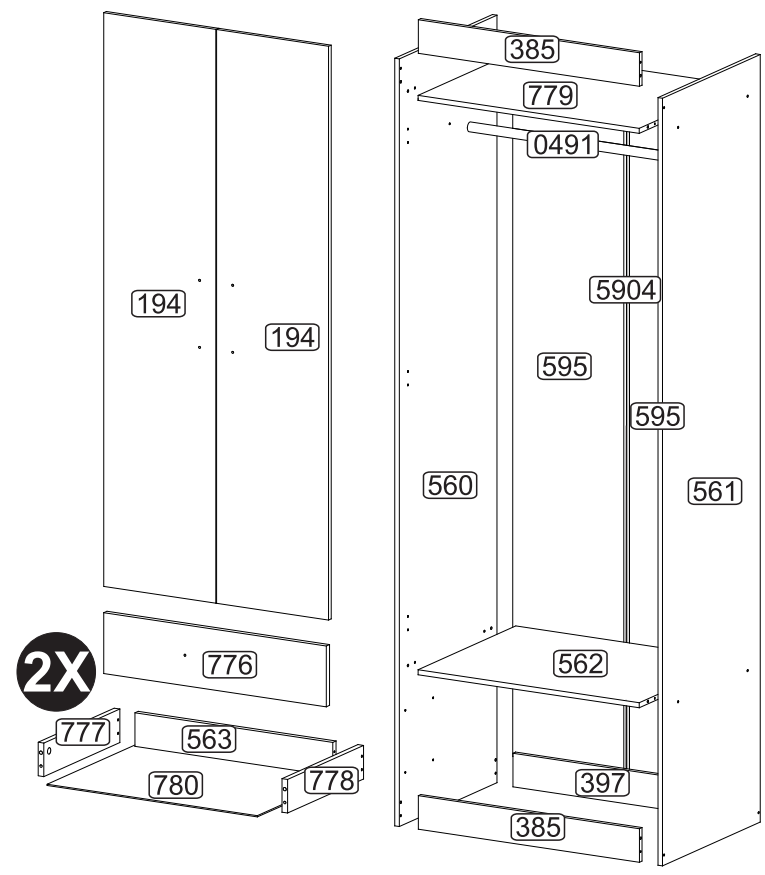
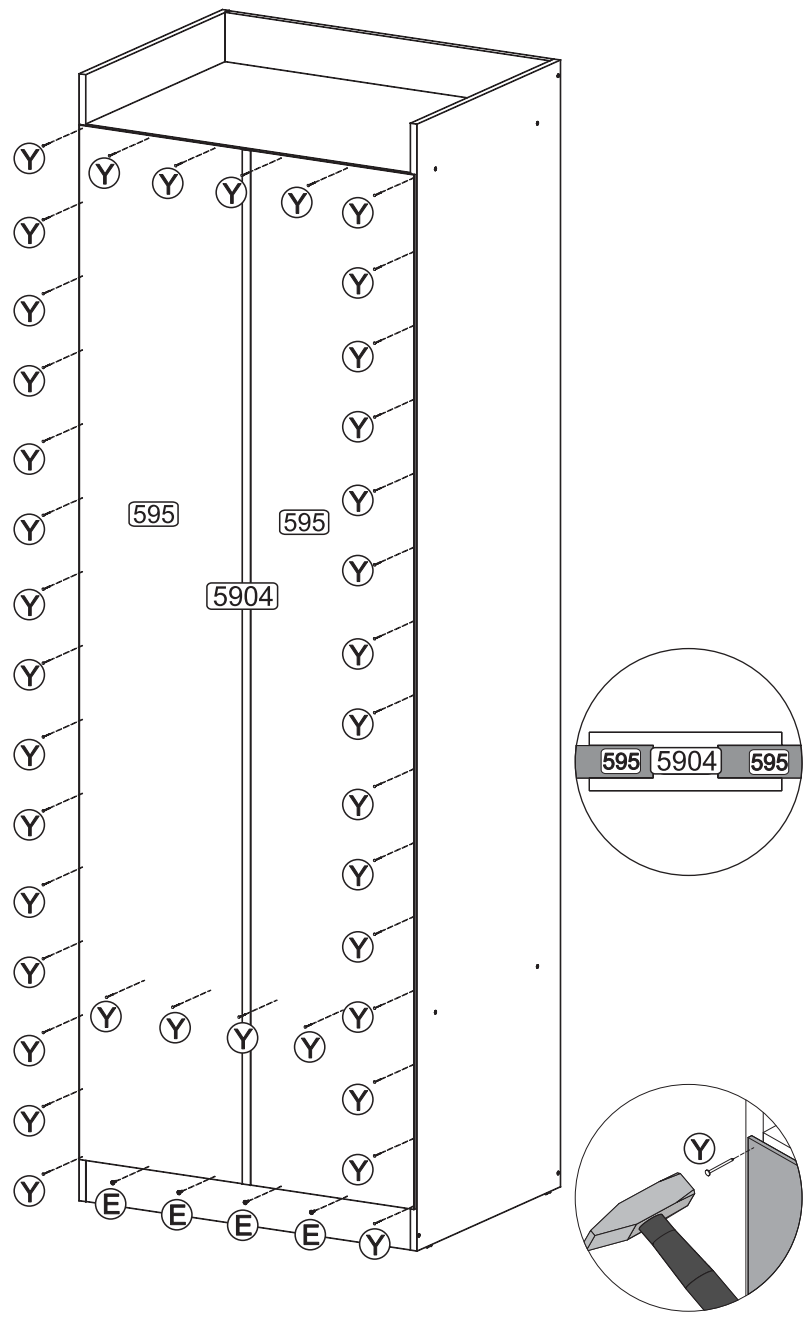
| | | | |
|----|--|-----------------|----|
| CT | | Peça L 18 x 18 | 01 |
| K | | Paraf. 4,0 x 40 | 01 |
| P | | Paraf. 3,5 x 12 | 01 |
| X | | Bucha Ø6 | 01 |



Senhor montador!
Informamos que a numeração das peças encontra-se no topo das mesmas conforme desenho abaixo.

Señor Armador!
Les informamos que la numeración de las piezas encuentranse arriba de las mismas, de acuerdo al modelo abaixo.

Dear Assembler!
We inform you that the number of each piece is located on the top of it, according to the model shown below.



POR LISTA DE PEÇAS

| Nº | DENOMINAÇÃO |
|------|----------------------------|
| 194 | PORTA |
| 385 | RODAPÉ / MOLDURA |
| 397 | RODAPÉ TRASEIRO |
| 560 | LATERAL ESQUERDA |
| 561 | LATERAL DIREITA |
| 562 | TAMPO GAVETA |
| 563 | COSTA DE GAVETA |
| 595 | COSTA |
| 776 | FRENTE DE GAVETA |
| 777 | LATERAL DE GAVETA ESQUERDA |
| 778 | LATERAL DE GAVETA DIREITA |
| 779 | TAMPO |
| 780 | FUNDO DE GAVETA |
| 0491 | CABIDEIRO |
| 5904 | PERFIL I |

ESP LISTA DE PIEZAS

| Nº | DENOMINACIÓN |
|------|-------------------------|
| 194 | PUERTA |
| 385 | ZÓCALO / MOLDURA |
| 397 | ZÓCALO POSTERIOR |
| 560 | LATERAL IZQUIERDA |
| 561 | LATERAL DERECHA |
| 562 | TAPA CAJÓN |
| 563 | RESPALDO CAJÓN |
| 595 | RESPALDO |
| 776 | FRENTE CAJÓN |
| 777 | LATERAL CAJÓN IZQUIERDA |
| 778 | LATERAL CAJÓN DERECHA |
| 779 | TAPA |
| 780 | FONDO CAJÓN |
| 0491 | PERCHA |
| 5904 | PERFIL I |

ENG PART LIST

| Nº | DESCRIPTION | MEDIDAS (mm) |
|------|------------------------|--------------|
| 194 | DOOR | 1365X294X15 |
| 385 | SKIRTING BOARD / FRAME | 582X80X15 |
| 397 | BACK SKIRTING BOARD | 582X80X15 |
| 560 | LEFT SIDE | 1830X450X15 |
| 561 | RIGHT SIDE | 1830X450X15 |
| 562 | DRAWER TOP | 582X450X15 |
| 563 | DRAWER BACK | 526X80X15 |
| 595 | BACK | 1680X301X3 |
| 776 | FRONT DRAWER | 592X145X15 |
| 777 | LEFT DRAWER SIDE | 350X80X15 |
| 778 | RIGHT DRAWER SIDE | 350X80X15 |
| 779 | TOP | 582X450X15 |
| 780 | BOTTOM DRAWER | 556X355X3 |
| 0491 | HANGER | 574XØ23 |
| 5904 | I PROFILE | 1680MM |

PRÉ-MONTAGEM / PRÉ-ARMADO / PRÉ-ASSEMBLAGE

